

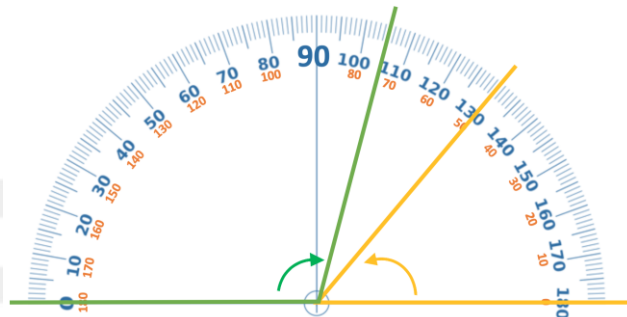
Drawing & Measuring Angles

How to Measure an Angle

Angles are measured using a protractor. They can be measured from both sides as there are two number sets.


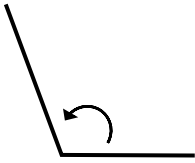
Which number set do I use?

Check if your angle is above or below 90° . This will help you figure out which measurement makes sense.



Yellow angle = 50°
Green angle = 105°

Instructions: Fill in the empty boxes of the table below.

	Possible Size	Name	Draw
1	75°	Acute	
2			
3	140°		



	Possible Size	Name	Draw
4	195°		
5			
6	135°		
7			
8	215°		
9	30°		
10			



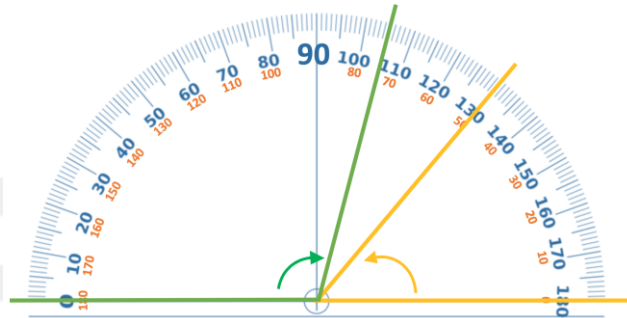
Drawing & Measuring Angles

How to Measure an Angle

Angles are measured using a protractor. They can be measured from both sides as there are two number sets.

Which number set do I use?

Check if your angle is above or below 90° . This will help you figure out which measurement makes sense.

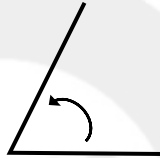
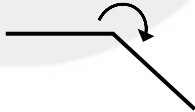


Yellow angle = 50°
Green angle = 105°

Instructions: Fill in the empty boxes of the table below.

	Possible Size	Name	Draw
1			
2	25°		
3			



	Possible Size	Name	Draw
4	270°		
5	10°		
6			
7	355°		
8			
9	130°		
10	40°		